






DOT MATRIX PRINTER
24-PIN WIDE CARRIAGE
DLQ-3500II/3500IIN

EPSON
 EXCEED YOUR VISION



Achieve detailed precision for your printing needs with Epson DLQ-3500II/DLQ-3500IIN, the first Dot matrix printer with colour LCD monitor panel. Built to deliver extreme print volume requirements and extraordinary output quality with print speeds of up to 550 characters per second (cps), up to eight-part forms with absolute accuracy as well as ribbon yield of up to 6 million characters, the versatile DLQ-3500II/3500IIN dot matrix printer is the ideal solution to maximise business efficiency.



- 
 Colour LCD Control Panel
- 
 High Speed Printing
- 
 8-copies Printing
- 
 Ethernet
- 
 Cost Savings

Epson genuine ribbons ensure greater yield, better quality and longer lifespan.



QUALITY & VALUE
 GENUINE SUPPLIES

IT'S IN THE DETAILS.

Smooth Daily Operation

The first Dot Matrix printer with user-friendly 1.44" colour LCD monitor allow you to modify your printing job easily.

Increased Productivity

Boost workplace efficiency with speed of up to 550 characters per second (10cpi).

Absolute Convenience

Experience fuss-free printing with built-in network connectivity* via Ethernet cable.

*DLQ-3500IIN only.

MODEL NUMBER		DLQ-3500II	DLQ-3500IIN
Print Technology			
Printing Method		Impact dot matrix	
Number of Pins in Head		24 pins x 2 (total 48 pins)	
Print Direction		Bi-direction with logic seeking	
Control Mode		ESC/P2 and IBM PPS emulation	
Features		Auto Platen Gap Adjustment, Auto Sheet Alignment, Auto Print Position Adjustment, Auto Paper Pass Change	
Printer Speed			
High Speed Draft	10 cpi	550 cps	
Draft	10 cpi	550 cps	
Draft Condensed	17 cpi	501 cps	
LQ	10 cpi	195 cps	
LQ Condensed	17 cpi	333 cps	
Print Characteristics			
Character Table			
1 Italic and 12 graphical character tables		Italic table, PC437 (US Standard Europe), PC850 (Multilingual), PC860 (Portuguese) ³ , PC861 (Icelandic), PC865 (Nordic), PC863 (Canadian-French), Abicomp, BRASCI, Roman 8, ISO Latin 1, PC 858, ISO 8859-15	
Special Font (Thai Model only)		Busaba, Jittra Font	
Bitmap Fonts		Supported 7 character tables: KU42, TIS11, TIS13, TIS16, TIS17, TIS18, TSM/WIN	
Scalable Fonts		EPSON Draft/ Courier: 10 / 12 / 15 cpi ; EPSON Roman /Sans Serif: 10 / 12 / 15 cpi, Proportional ; EPSON Prestige: 10 / 12 cpi ; EPSON Script/ OCR-B/ Orator/ Orator-S: 10 cpi ; EPSON Script C: Proportional	
Barcode		EPSON Roman/ Sans Serif/ Roman T/ Sans Serif H: 10.5 pt, 8 pt – 32 pt (every 2 pt)	
Printable Columns		EAN-13, EAN-8, Interleaved 2 of 5, UPC-A, UPC-E, Code 39, Code 128, POSTNET	
Pitch	10 cpi	136 columns	
Paper / Media Handling		Manual Insertion (Front in, front out), Tractor (Rear in, front out)	
Cut Sheet	Single Sheet	Length 80.0 - 420.0mm (3.15 - 16.5")	Width 90.0 - 420.0mm (3.15 - 16.5")
	Multi Sheet	80.0 - 420.0mm (3.15 - 16.5")	90.0 - 420.0mm (3.15 - 16.5")
Continuous Paper (Single Sheet/Multi Part)		76.2 - 558.8mm (3.0 - 22.0")	101.6 - 406.4mm (4.0 - 16.0")
Envelope	No. 6	92.0mm (3.6")	165.0mm (6.5")
	No. 10	105.0mm (4.1")	241.0mm (9.5")
Card		100.0 - 200.0mm (3.9 - 7.8")	100.0 - 200.0mm (3.9 - 7.8")
			0.22mm (0.0087")
Labels (Base Sheet)		76.2 - 558.8mm (3.0 - 22.0")	101.6 - 406.4mm (4.0 - 16.0")
			Total: 0.16 - 0.19mm (0.07 - 0.09") Base: 0.07 - 0.09mm (0.0028 - 0.0035")
Card		100.0 - 200.0mm (3.9 - 7.8")	100.0 - 200.0mm (3.9 - 7.8")
			0.22mm (0.0087")
Copies		1 original + 7 copies	
Line Spacing		4.23mm (1/6") or programmable in increments of 0.0706mm (1/360")	
Acoustic Noise		Approx. 59 dBA (ISO 7779 pattern)	
Input Data Buffer		128 KB	
Interface		USB 2.0, Bi-directional parallel (IEEE-1284 nibble mode supported)	USB 2.0, Bi-directional parallel (IEEE-1284 nibble mode supported), 100base-Tx wired LAN
Ribbon Cartridge	Standard	Fabric Ribbon Cartridge (Black)	
	Ribbon Life	Approx. 6 million characters ¹	
Reliability			
Mean Print Volume Between Failure (MVBFB)		25 million lines (except print head)	
Mean Time Between Failure (MTBF)		10,000 Power On Hours (POH)	
Print Head Life		200 million strokes/wire	
Control Panel		13 switches and 3 LEDs with 1.44" CLR LCD Screen	
Environmental Conditions (Operating)			
Temperature ²		5 – 35°C	
Humidity ²		10 – 80% RH	
Electrical Specification			
Rated Voltage		AC 100 – 240V	
Rated Frequency		50 – 60 Hz	
Power Consumption	Operating	Approx. 78 W	
	Sleep Mode	Approx. 0.8 W Approx. 1 W	
Supported Operating System			
Printer Driver		Microsoft Windows® XP / Vista / 7 / 8 / 10	
Utility		Epson Status Monitor 3: Microsoft Windows® XP / Vista / 7 / 8 / 10 Epson Setting Utility: Microsoft Windows® XP / Vista / 7 / 8 / 10	

Dimensions & Weight

Weight: Approx. 18.9kg



Consumables and Options

Ribbon Cartridge (Black) C13S015587

Legend

- cpi characters per 25.4mm (characters per inch)
- cps characters per second
- cpl characters per line

What's In The Box

Ribbon cartridge (Black), Power supply cable, Push tractor unit, Rear sheet guide

Disclaimers:

- ¹ Actual print yield may vary depending on usage purpose and environment.
- ² Without condensation.
- ³ PC861 (Icelandic), Abicomp, BRASCI, Roman 8, ISO Latin 1 only. Not available for Thai version.

© 2020 Epson Singapore Pte Ltd. All Rights Reserved. Reproduction in part or in whole, without the written permission from Epson, is strictly prohibited. EPSON and EXCEED YOUR VISION are registered trademarks of Seiko Epson Corporation. All other products names and other company names used herein are for identification purposes only and are the trademarks or registered trademarks of their respective owners. Epson disclaims any and all rights in those marks. Print samples shown are simulations only. Specifications and product availability are subject to change without notice and may vary between countries. Please check with local Epson offices for more information.

Dealer's Stamp

Information correct at time of printing
Printed February 2020

Sales Enquiries
800 120 5564

[f](#) EpsonSEA [@EpsonSEA](#) [@EpsonSEA](#) [EpsonSoutheastAsia](#) [Epson Southeast Asia](#)

For latest specifications, visit www.epson.com.sg or call **+65 800 120 5564**.